

Product Data Sheet

Wireless Polarity Reversing Motor Controller



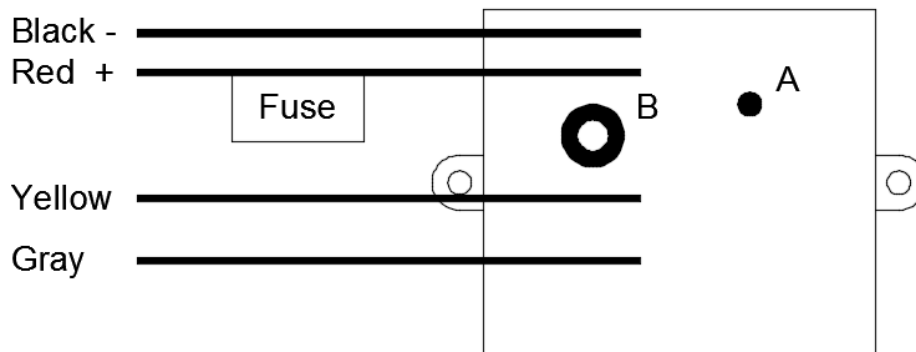
Standard Features:

- Wireless
- 150' line-of-site range
- Pair up to 4 remotes with 1 receiver
- 30 Amp contacts
- Polarity reversing
- Dynamic braking
- Receiver: IP67 rated
- Transmitter: No IP rating
- Works with all lines of Concentric International actuators up to 30 Amp load

Specifications:

- Transmitter battery: 12v – LR23A
- Power supply: 12VDC (nominal)
- Standby current: 7mA
- Operating current: 137mA
- Duty rating: 50%
- Maximum ON time at 30 Amps: 30 minutes
- Lead length: 13"
- Lead wire gauge: 14 AWG
- RF section: 433 MHz
- Range: 150' (unrestricted)
- Transmitter: 2 button
- Transmitter pairing: Up to 4 transmitters
- Maximum output load: 30 Amps
- In-line fuse: 30 Amps
- Output voltage: 12 VDC (nominal) – polarity reversing
- Output switching: Relay, momentary contact
- Mounting hole size: 3/16"
- Mounting hole spacing: 3-9/16"
- Receiver case: 3-3/16"L x 2-3/4"W x 1-5/8" D
- Receiver: IP67 rated
- Transmitter: No IP rating (not waterproof)

Wire Connections:



Connect the Black and Red wires to 12 VDC power source (be sure to observe polarity noted). Make sure the amperage capacity of the power source meets or exceeds the requirements of the DC motor being operated with the unit.

Connect the Yellow and Gray wires to the 12 VDC motor (up to 30 amp maximum load).

Operation:

Press the left button on the remote transmitter to drive the motor in one direction. Press the right button on the remote transmitter to drive the motor in the other direction.

When the left button on the remote transmitter is pressed, if the motor rotation is opposite of what is desired, simply reverse the Yellow and Gray wire connections.

The red LED (“A” in the wiring diagram on page 2) does not turn ON during normal operation. It is only used during the transmitter pairing process.

The LED on the transmitter will blink whenever one of the transmitter buttons is pressed.

The Yellow and Gray wires are shorted together when a transmitter button is not pressed. This provides dynamic braking to the connected 12 VDC motor.

Transmitter Pairing:


With the VERSA 2 powered up, press and hold the red button (“B” in the wiring diagram on page 2) on the VERSA 2 for about 5 seconds to put the receiver into “Pairing Mode”. The red LED (“A” in the wiring diagram on page 2) will illuminate to indicate the receiver is ready to pair with transmitter(s). You now will have about 15 seconds to pair up to 4 transmitters with the VERSA 2. To pair a transmitter, simply press and release either button on the transmitter you wish to pair while the red LED is on (do not hold the transmitter button down during the pairing process). When each transmitter pairs, the LED on the VERSA 2 will go off for about 1 second and then come back on – indicating that it paired properly. Typically, you would only press the transmitter button once during the pairing process. If you pair a single transmitter 4 times (press one of its buttons 4 times) within the 15 second pairing window, it will use up all 4 of the pairings available and you will not be able to pair a second transmitter to the VERSA 2 without restarting the pairing process.

NOTE: Once you put the VERSA 2 into pairing mode, it clears any previous pairing information it was storing so you will need to pair all of your transmitters at the same time (within the 15 second pairing window).

Replace Transmitter Battery:



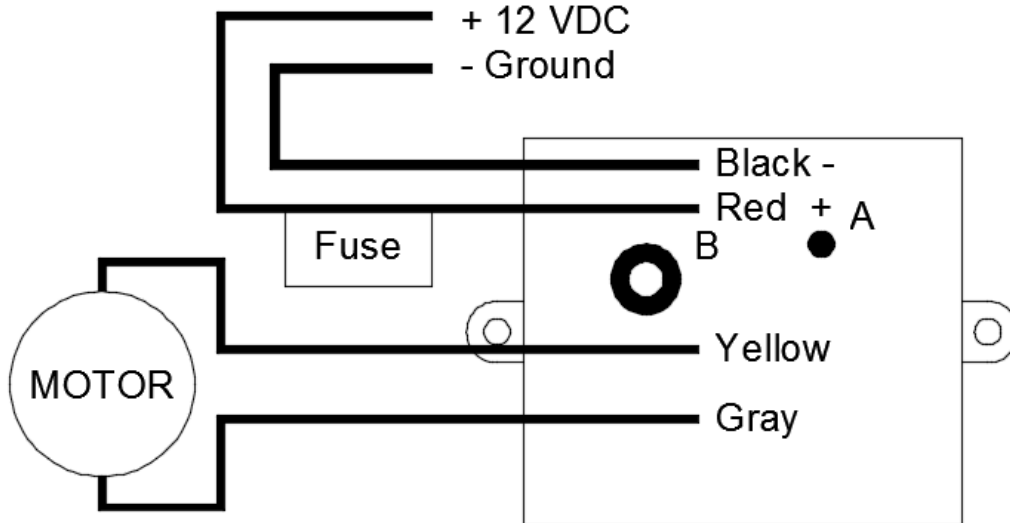
Carefully use a small screwdriver to pry open the case.



When replacing the battery, be sure to observe the noted polarity.

Application:

VERSA 2 controlling a motor



Ordering Key:

Part Number	Description
VERSA2	Versa 2 w/2 transmitters
VERSA2-TRANS	Versa 2 remote transmitter

Terms of Use

The user is responsible for determining the suitability of Concentric International products for specific applications. Due to continuous development in order to improve its products, Concentric International products are subject to change without prior notice. Concentric International reserves the right to discontinue the sale of any products at any time.